

GUARANTEE


Parker will repair or replace your writing instrument free if it fails to perform due to defects in materials or workmanship. Should this occur, just return it to us.

THE PARKER PEN COMPANY

219 East Court Street

Janesville, Wisconsin 53545

NO. 0-125-076/PRINTED IN U.S.A./2-75

 PARKER **Big Red**
White
& Blue pen

HOW TO REFILL BIG RED, WHITE & BLUE PENS




Cap




Front End




Barrel



Ball Pen Refill



Soft Tip Refill



Refill With Adapters



Refill Cap

BALL PEN

1. Unscrew cap from barrel, unscrew front end from barrel.
2. Pull adapters off empty refill, discard refill.
3. Insert new refill into adapters, and insert into front end of pen.
4. Screw front end and barrel back together and you're ready to write again.

SOFT TIP PEN

1. Unscrew cap from barrel, unscrew front end from barrel.
2. Remove empty refill and discard.
3. Uncap new refill and insert into front end of pen, point first, discard refill cap.
4. Screw front end and barrel back together and you're ready to write again.